

MOVING GUIDE

Moving requires a lot of organizing and preparations. We would like to help you with that. With this moving guide you can get started right away. It includes useful tips and precautions. Good luck!

PREPARATIONS



Plan a moving date no later than 4 to 6 weeks in advance and call us to coordinate.



If you are going to pack by yourself, we will deliver moving boxes & packing materials in advance (on Wednesdays).



The moving day starts around 08:00, unless stated otherwise in the confirmation. We will call you 2 days in advance for the final details.



Your furniture will be packed in moving blankets, stretch film or other suitable wrapping materials.



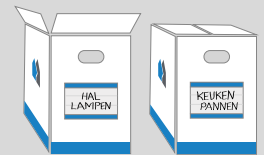
Moving your household goods often takes a whole day.



You will receive a keybox for keys, etc. Please put your money, cards and/or mobile phones in your hand luggage.



Make a logical division in rooms, for example: living room, kitchen, hallway, etc.

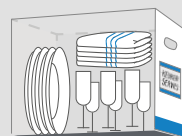


Label all boxes with their destination in your new home and a brief description of contents.

PACKING INSTRUCTIONS



Place fragile goods such as crockery and glassware upright in the box, do not stack them.



Neatly fill all boxes with your household goods.



Put many plants together in an open moving box as much as possible.



If possible, seal all boxes tightly without using tape. Leave open as few boxes as possible.



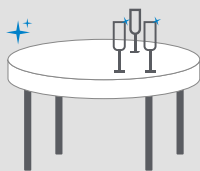
Do not pack opened food and open bottles.

CONTINUE ON NEXT PAGE →

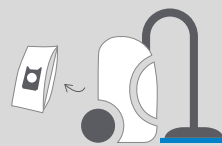
FINAL CLEANING OR STORAGE PREPARATIONS



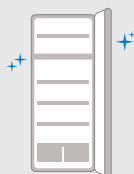
Garden furniture and tools can only be stored clean and dry.




Wipe down all furniture and make sure glassware and crockery are stored clean and dry.



Make sure to take out the vacuum cleaner bag and that the dust container is empty.



Empty and thoroughly clean the refrigerator and/or freezer. Make sure they are completely dry inside, don't forget the rubbers! This prevents unpleasant odors and mold.



Run the washing machine 1 more time at 90 °C the day before. Possibly with soda or natural vinegar. This way it is completely clean and dry on arrival.

After completing all this you are ready for the move. We ensure a carefree moving day and wish you all the best in your new home!

IN YOUR NEW HOME



After the move, the Frontman Mover will walk you through everything to see if the moving day went according to plan.



Time to unpack! You can call us when the boxes are empty and we will collect them (on Wednesdays).



Did something get accidentally damaged? Report this in writing within 14 days of the moving day. We will solve this properly.

CAUTION: If the precautions above are not followed, we cannot be held responsible/accountable for any damages.

STORING YOUR HOUSEHOLD ITEMS

We offer you the option of storing (part of) your household goods in one of our storage units. Feel free to book a consultation with us. The precautions above help us to store everything as quickly and neatly as possible.

For questions call +31 (0)50 - 313 91 49.

WHAT CANNOT BE STORED?

- Food and produce
- Paint and turpentine
- Bottled gas
- Plants

STERK IN VERHUISWERK

ERKENDE VERHUIZERS

